














Technique 技巧	score reading 識譜		functional skill		
	Melodic 曲調性	Rhythmic 節奏性	Transposition 移調	Accompaniment 伴奏	Improvisation 即興創作
-knowing piano 認識鋼琴 -knowing hands finger and their number 認識左右手、指 -be aware of good posture (好姿勢) -touch keyboard with palm (through black keys groups) 用手掌拍打黑鍵 -touch keyboard with both hands single finger (on black keys groups, then on different position) using two tones songs three tones songs four tones songs 用雙手(單手或左右手交替) 各手指 彈奏二音、三音、四音樂曲	singing→sing with so-fa 唱歌曲→用唱名唱歌曲 -ABCDEFG 音名 -m-s -m-s-l -d-r-m -d-r-m-s	- movement for beat 拍子律動 -beat 固定拍 -movement for rhythm 節奏律動 -rhythm 節奏  	-transpose two tones songs 移位彈奏二音樂曲 -transpose three tones songs 三音樂曲移調彈奏	-using beat to accompany singing or teacher's playing 用固定拍伴奏老師的彈奏或歌唱	(這一欄配合左方各欄所學的內容，加以結合練習) -improvise movement 律動創作 -improvise word for songs 歌詞即興創作 -improvise tapping keyboard for accompany teacher's playing 練習即興拍打鍵盤為教師的彈奏伴奏 -improvise with new-learned melodic and rhythmic element with movement, playing 運用新學會的節奏性元素進行即興創作 (節奏律動、節奏音型、曲調音型、伴奏節奏型.....)

<p>---m-s-l/d-r-m-s songs on key of C using both hand alternately 用雙手(單手或左右手交替) 各單手交替 彈奏三音/四音樂曲 m-s-l/d-r-m-s 在 C 調上</p> <p>--d-r-m/d-r-m-s songs on key of C with both hand in unison 用雙手齊奏三音/四音樂曲在 C 調上</p> <p>- five tones songs on black keys , then on key of C using both hand alternately 用雙手單手指交替彈奏五音音樂曲黑鍵上，而後移到 C 調上</p> <p>-practice I、V (two tones) 練習開放的二音 I、V 和弦</p> <p>-practice  on key of C using every single finger (start Suzuki Book 1) 開始用這個節奏</p>	<p>-s, l, d r m</p>	<p> movement 24 拍節拍感律動</p> <p> and bar lines and ending lines (using known songs) 認識 24 拍、小節現與結束雙縱線(運用熟知的曲子)</p> <p>34 拍律動</p>	<p>-transpose four tones songs 四音音樂曲移調彈奏</p>	<p>-using d or s to accompany known song 用 d-s 為熟知的二音曲子伴奏</p> <p>-d-s accompany three tones and four tones known songs d-s 為熟知的三音曲子伴奏</p> <p>-practice 練習並認知 d-s=I t,-s=V</p> <p>-to accompany known songs using I、V 用開放式的 I、V 位熟知的樂曲伴奏</p>	<p>improvise accompany using I、V for known songs 為熟知的樂曲即興伴奏(不要看譜，用耳聆聽感應)</p>
--	---------------------	--	--	---	--

<p>形玩單指跳球遊戲 (為鈴木第一冊鋼琴教材的第一曲作準備)</p> <p>-play 5 tone scale on key of C 分首，而後雙手彈奏 C 調五指音階</p> <p>-play 5 tone scale on key of G 分手，而後雙手彈奏 G 調五指音階</p> <p>-practice I、V (triads) 練習三音 I、V 和弦</p> <p>-follow Suzuki Book I (跟著鈴木鋼琴第一冊的進度)</p> <p>-Alberti Bass 練習阿爾貝提低音</p> <p>- start Bruam 加入布拉姆教材迷你本</p>	<p>-drmf (key of C) C 調五指音階</p> <p>-5 tone scale on key of G G 調五指音階</p> <p>-5 tone scale on key of F(B^b) F 調五指音階</p> <p>Start Adventure Book I 加入分貝爾鋼琴教本本首冊</p> <p>探索不同的五指音階 (#F) (G#, C#, D# Eb, Ab, ...)</p> 	<p>68 拍律動</p>    	<p>-transpose 5 tones scale from key of C→key of G 從 G 音找尋並彈奏 drmf 五指音階</p> <p>-transpose 5 tones scale from key of C→key of F 從 F 音找尋並彈奏 drmf 五指音階</p> <p>- transpose 5 tones scale from key of C→key of D</p> <p>- transpose 5 tones scale from key of C→key of E</p> <p>- transpose 5 tones scale from key of C→key of A</p>	<p>-practice 練習並認知</p> <p>-d-m-s=l</p> <p>-t-r-s=v</p> <p>-to accompany known songs using I、V triads 用三音和弦的 I、V 為熟知的樂曲伴奏</p> <p>-Alberti Bass 練習 I、V 阿爾貝提低音</p>	
---	--	---	---	---	--

		  	<p>- transpose 5 tones scale from key of C→key of E^b</p> <p>-transpose 5 tones scale from key of C→key of A^b</p> <p>- transpose 5 tones scale from key of C→key of D^b</p> <p>- transpose 5 tones scale from key of C→key of G^b</p> <p>-transpose 5 tones scale from key of C→key of B^b</p> <p>-transpose 5 tones scale from key of C→key of B</p>	<p>- practice 練習並認知 IV=d-f-l</p>	<p>Improvise accompany using I, V, IV for known songsm 用主、屬、下屬和弦，為熟知的樂曲即興伴奏(不要看譜，用耳聆聽感應)</p>
--	--	---	--	--------------------------------------	--